



# 140T/160T


# OVER THE AXLE TILT TRAILER

# BigTex TRAILERS™

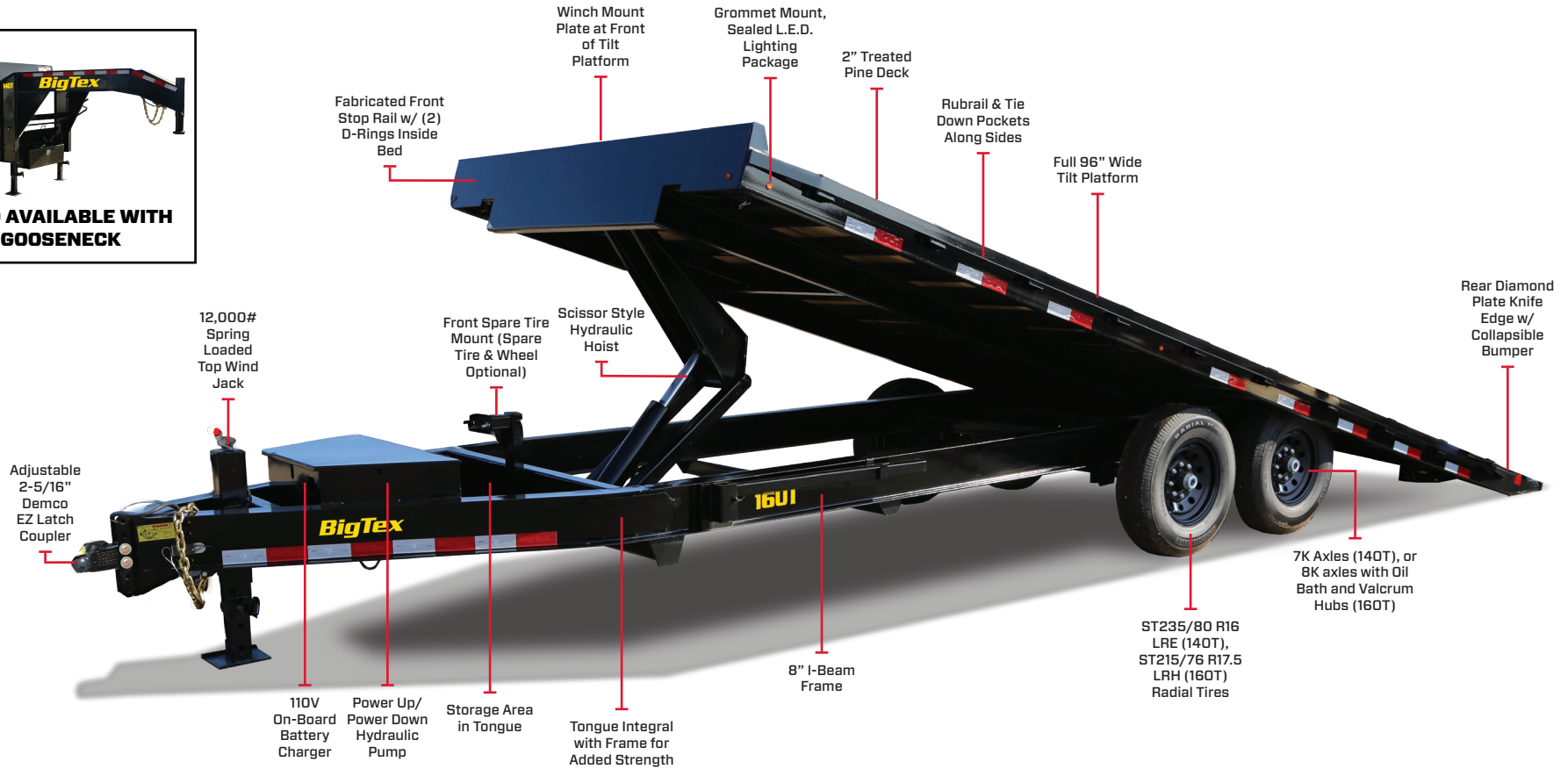
 GVWR: 14,000# (140T), 16,000# (160T)

 EMPTY WEIGHT: 4,745# (140T 22' Model), 4,915# (160T 22' Model)

 AVAILABLE LENGTHS: 22'-26'

 COUPLER: Adjustable 2-5/16" DEMCO EZ-Latch

 BED WIDTH: 102" WIDE



## FRONT WINCH MOUNT PLATE STANDARD

Add an electric winch to the tilt platform with ease by utilizing the standard equipped winch mount plate.



## SCISSOR-STYLE HYDRAULIC HOIST

The scissor-style hydraulic hoist provides more load stability and uses less energy than single-ram systems and requires less maintenance than dual-ram configurations.



## REAR KNIFE EDGE WITH COLLAPSIBLE BUMPER

A knife edge at the rear of the 140T/160T makes loading equipment easy and provides a smooth transition. The collapsible rear bumper also provides additional safety.